

Primary Trauma Care Course, India (Affiliated to PTC Foundation, UK)

Conducted by: PTC Delhi

The Primary Trauma Care and Disaster Management Course is designed to empower local medical personnel in injury prevention strategies, as well as in the management of severe trauma at the district hospital level.




Devolution of responsibility for the educational material and courses has enabled local practitioners to adapt the PTC program to train healthcare professionals to treat severely injured patients in areas where previously, due to inadequate resources and training, the comprehensive treatment of these patients was not previously available.

First PTC Course – Sept 2005 Inauguration by the Chief Minister of Delhi Ms Shiela Dixit and the guest of honor HE High Commissioner of Pakistan Mr Aziz Ahmad Khan. Dr John Beavis PTC Foundation UK as Course Director






Course Overview

COLOUR CODE OF PROGRAM : LECTURES, PRACTICALS, BREAKS











Day 1		
TIME	TOPIC	WHAT TO EXPECT
8:30 a.m. to 9:00 a.m.	Welcome & Opening Remarks	Get to know each other
	Introduction of PTC Faculty and Overview	Plan of the 2 days explained
	Local Trauma Perspective	How are our problems different
9:05 to 9:25 am	Transport of Injured Patient	How to and how not to do it
9:25 to 9:45 a.m.	ABCDE of Trauma and Primary Survey	How to start off with injured patient
9:45 to 10:15 a.m.	Scenario I	
		Play enacted by the faculty with a model patient. Repeated in slow motion with commentary for the benefit of all followed by (lively) discussion
10:15 to 10:30 a.m.	TEA BREAK	

COLOUR CODE OF PROGRAM : LECTURES, PRACTICALS, BREAKS

Day 1 Cont...		
TIME	TOPIC	WHAT TO EXPECT
10:30 to 10:45 a.m.	Airway and Breathing	Common minimum knowledge required by all on what to do
10:45 to 12:30 p.m	SKILLS STATIONS – I	
	1. Airway Management	Hands on practice on dummy for care of airway, oxygenation etc. in an emergency. Including intubation practice.
	2. C-Spine control and Log Roll	Very very important practical session on how to control the spine and roll the patient for a good examination without causing harm
	3. Chest Drain	An important procedure that can save lives if done at the right time. How to do it safely ?
12:30 to 12:50	Circulation & shock	Fluid management basic knowledge
12:50 to 1:20 p.m.	LUNCH BREAK	
1:20 to 1:40 p.m.	Secondary Survey	You have saved life. What next?
1:40 to 3:00 p.m.	Scenario II -- Workshop	
		Injured patient in front of you. Tell us what you will do, how fast and in what sequential priorities. Most enjoyable and informative session of the course
3:00 to 3:20 p.m.	Chest Injuries	Basic approach to an arena most are scared of handling.
3:20 to 3:30 p.m.	Overview and Summary	What have we learnt today?

Day 2		
TIME	TOPIC	INSTRUCTOR
8:30 a.m. to 8:50 a.m.	Burns	Common minimum knowledge required for self confidence of the treating medic What you need to know to help a patient without harming.
8:50 a.m. to 9:10 a.m.	Head and Spinal Injuries	
9:10 a.m. to 9:30 a.m.	Limb injuries	
9:30 a.m. to 9:45 a.m.	TEA BREAK	

Day 2 Contd...

TIME	TOPIC	INSTRUCTOR
9:45 a.m. to 11:15 a.m.	SKILLS STATIONS – II	
	  	
	Analgesia	When, what and how much ?
	Transportation	How do you remove a helmet, how do you turn, how do you lift
	Pediatrics	Not a small adult
	Neurological Assessment	How to quickly decide about the severity of head injury and plan further action (includes x rays)
11:15 a.m. to 11:35 a.m.	Abdominal injuries	Basic knowledge for non – surgeons
11:35 a.m. to 12:00 p.m.	Disaster management	How to handle simultaneously arriving patients of varied trauma
12:00 p.m. to 1:00 p.m.	Scenario III – Individual Case Management	
		Half of group individually demonstrate the approach to a given trauma patient. Details would be known to the audience but not to the candidate. He / She would have 3 assistants to help quickly manage the injured patient.
1:00 p.m. to 1:30 p.m.	LUNCH BREAK	
1:30 p.m. to 2:30 p.m.	SKILLS STATIONS -- III	
	Recovery Position	How to position an injured patient.
	Fracture Stabilization	What to do with a fractured limb while waiting for an Orthopedic surgeon.
	IV / Interosseus	Best ways of quickly giving intravenous fluids to the injured.
2.30 p.m. to 2:50 p.m.	Paediatric and Obstetrics	What is different in a child and a pregnant injured patient.
2:50 p.m. to 3:00 p.m.	EVALUATION	
	MCQ's	Test papers do not carry the name of delegate and total score is a feedback on the quality of training given by the instructors.
3:00 p.m. to 4:00 p.m.	Scenario IV – Individual Case management	
		The second half of the group would come to stage one by one for practice.
4:00 p.m. to 4:15 p.m.	Summary & Feedback	Course is evaluated and suggestions taken
4:15 p.m.	CERTIFICATE DISTRIBUTION	